

4X4 CULTURE

4x4 Adventure | Travel | Lifestyle

Issue 64



Elevate your Ute

ARB BEDRACK



Contents

In the Workshop

- 6 Bed Rack
- 34 Camp Furniture
- 38 2M Black Edition Awning
- 39 Ensuite Room
- 46 Tailgate Bin Bag & Track Pack SIII
- 64 Bushranger Covert Winch
- 66 Volkswagen Amarok
- 73 Ford Ranger
- 74 Earth Camper in Stores
- 78 Old Man Emu
- 82 Air Suspension Control App
- 83 DragMat
- 88 Portable High-Output Air Compressor
- 92 Toyota Tundra Zenith Bar
- 100 BASE Rack New Applications
- 110 Summer Apparel Range

Inside Track

- 16 ARB Thailand
- 26 Summer Safety
- 40 Talking Trash
- 54 Why Winch?
- 90 ARB at SEMA
- 102 Movember

Coming Home

- 2 Our Island Home
- 104 Off Road Cooking
- 106 ARB Kids' Activity
- 107 ARB Kids' Cartoon
- 108 Behind the Shot
- 112 Dry Tank Competition Winner
- 113 Summer Safety Competition
- 113 ARB Stores

On The Road

- 48 Couples Quest – Broome, WA
- 84 Lat-Long of It – Cape Arnhem
- 94 Steve Fraser – Way Out West Part II

Editor

Jessica Vigar

Copy Sub Editor

Louise Truscott

Contributors

Christie Butters, Mark Butters, Anita Calavetta, Lachlan Campbell, Talia Carusi, Couple's Quest, Isabella Dalla Costa, Nancy Del Monaco, Michael Ellem, Steve Fraser, Harris Kamarinos, Natalie Kean, Andrew Murray, Shane Stiffle, Moea Theroux, Luke Watson, Josh Wayn

Graphic Design

Vanzella Graphic Design

Creative Direction


Meraki St Creative

Photography

Offroad Images, Filmic Productions

Pre-press & Printing

Southern Impact



Read online or download our past issues of ARB 4x4 Culture at arb.com.au. Make sure you subscribe to our mailing list to stay up to date with the things that matter most to you.

Get Social

Keep track of all the latest ARB news and events on:



Prices shown in this magazine are ARB's Australian domestic east coast recommended retail prices inclusive of GST, and do not apply to international markets. ARB reserves the right to amend these prices without notification. In some regions of Australia, additional freight costs can be expected. Prices shown do not include supplementary charges such as fitting or colour coding. The views and opinions expressed in this magazine are those of the individual authors and do not necessarily reflect the views of ARB Corporation Limited.



Our Island Home

Nancy Del Monaco
Group Marketing Manager

Boy oh boy. What a year it's been here at ARB HQ. In the best possible way! We – and I include myself here – launched from the starting blocks at full pelt and, much like Forrest Gump, we just kept on running. Not only have we embarked on new adventures, covered new terrain and rolled out so many new products that we've sent ourselves dizzy, we've also hit that zen point on the hierarchy of needs: self-actualisation.

We've come into our own, finally. We went big and we certainly didn't go home. Where previously we've given you a map, an itinerary and all the equipment, conveniences and luxuries you could possibly dream up, now we've given you the ARB Earth Camper. Our pièce de résistance. With years spent in planning and development to bring you our very own entry into the off road RV market, it's every bit up to the task as it looks.

While the ARB Earth Camper excels in both form and function, it is the well-appointed kitchen facilities, including gas stove, sink and 96-litre dual-zone fridge freezer that steal my heart. It is the Italian in me that loves the idea of home-cooked meals being readily available. Christmas lunch, anyone?

Not so long ago, I packed you all in my suitcase as we embarked on our USA trip to the decidedly wet Overland Expo West. As we close out an action-packed year, though, I want to shine a torch once again on our own oversized backyard and the wonders that wait quietly within engine's reach, no matter what part of the country you call home. They are endless; there's not enough time in all the world to lay tracks on them. Nonetheless, why stifle ambition? With a suitably kitted-up 4x4, there ain't no river wide enough to stop us.

As we edge closer to dreamy summer days that speak of possibility and nudge us to venture out just a little farther, I offer you another issue full of inspiration, ingenuity, innovation and celebration. Plenty of stunning photography, too, as if you'd expect anything less!

So, what else has got my motor running in this fair-weather offering?



there's a certain charm in celebrating the summer season in our own unique Australian way.



MORE, MORE, MORETON ISLAND

Just off the coast of south-east Queensland lies a 4WD paradise, an expanse of natural beauty that seems almost tailor-made for off road enthusiasts. Moreton Island, with its sprawling beaches and the stunning shallow water arrangement of the Tangalooma Shipwrecks, offers more than 420 kilometres of unsealed tracks – a vast playground for any road warrior.

It was here, on the pristine shores of an impossibly beautiful expanse of pale sand hitting sapphire waters, that we stumbled onto our film set. I felt it. My camera-wielding partner in crime, Mike Ellem, did, too. We'd

struck cinematic gold. The huge sandbar that stretched out before us was the perfect backdrop for our Christmas campaign: reimagining the festive season in the great outdoors. Setting up for the shoot, we brought Christmas to the sandbank – decorations, fresh prawns and all. Surrounded by serene waters and basking in the Queensland sun, our celebration felt like an actual Christmas day... only more relaxed.

Oh, and that sandbank? It was here one day, gone the next. It's this sort of transience and unpredictability that makes exploring our island home such a distinct treat.

LOCAL CELEBRATIONS

The narrative for our latest campaign aimed to spotlight the beauty right here at home. Despite our global reach, there's a certain charm in celebrating the summer season in our own unique Australian way. The campaign drew inspiration from the idea of taking traditional celebrations off road, to places only accessible with a 4WD, and if you can spot my adorable Mum and Dad, I'll introduce you.



ARB's latest innovation, the Bed Rack is a game-changing addition to the world of off roading and outdoor adventure accessories.

A SIMPLE IDEA

The idea for ARB's Bed Rack was born in the mind of engineer Ivan Howard. Recalling the F truck he used to kick around in with his dad, the tub mounts in the tray were an old east-west, fixed mounted frame that had to be removed if you ever wanted to put anything sizeable in the tray. Frustrated by this time-consuming design, Ivan sat down to create something that would suit his vision for a streamlined, customisable and easy to

use tub mounting system that would allow the user the freedom and ease to tailor the rack to suit their needs.

For the last 12 months, Ivan and the engineering team at ARB have been busy perfecting the overall design, undertaking extensive testing and prototype production of the Bed Rack, evolving it as they went, making sure to bring all the knowledge and expertise ARB products have become known for.



A GROWING NEED

Products such as these have been popular in the US market for a long time, but the demand domestically has also been increasing rapidly. Utility drivers have shown that they want to maintain the practicality of their tubs for transporting large items and maximising the size and accessibility that utilities offer.

Mark DePrinse, ARB's Product Manager for fabricated products including the Bed Rack, explains how the product "leaves the ute as a ute, ensuring full access to an open tub, all while offering flexibility of access around all three sides of the tub as well as from the top." This is especially relevant when wanting to transport taller items, such as a motorbike, allowing you to have someone standing in the tub and assisting while it is being loaded.



CARRY ALL

Offering multiple storage and carrying solutions for the modern-day utility, the Bed Rack uses a north-south configuration that doesn't impede access to the tub. The moveable cross beams allow loading of a motorbike or bicycles, as well as the option to mount a roof rack or rooftop tent. Additionally, the cross bars offer increased load capacity. The 6061 aluminium extrusion is both lightweight and incredibly strong, with a load rating of 150 kilograms. Its curved, low-profile design integrates with the vehicle and reduces wind drag when a rooftop tent is mounted.



leaves the ute
as a ute



BED RACK ROAD TESTED

ARB's social media specialist and avid 4WDer Josh Wayn recently tested the Bed Rack on its first photoshoot and was asked to put this new accessory through its paces to provide some honest feedback on what he thought of ARB's new offering.

I went along to the photoshoot in Bright, Victoria for the Bed Rack and I have to say I am very impressed.

The vehicles of choice on the shoot were the Toyota HiLux Rogue and the Ford Ranger Sport, the latter looking very sleek and tough. The Rogue housed two e-mountain bikes with the front suspension locked to the cross bars. In the tub were our swags and camp furniture. The Ranger (I was driving this one) had the ARB Esperance Rooftop Tent, a 60-litre ZERO Fridge Freezer, a high-lift jack, TRED Pro recovery boards and ARB storage boxes. Everything was in arm's reach and the storage boxes were a personal favourite of mine, great for storing our tools for the bikes as well as our tie-downs.

We were able to make all our configuration changes on location with minimal fuss and only basic tools. The fact that you can have your tent mounted and access three sides of the vehicle's tub with ease is a massive plus. We removed the tent (yes, that part



offerings and realising that he would use one himself shows the true passion and ingenuity that our staff members have in spades. I know for a fact how proud he is of his work because while running through the product before the shoot, it only took five minutes of conversation with him to see how much he believes in his own concept and design. And after listening to him talk about its features, I could see myself getting great use out of the Bed Rack.

I love how the Bed Rack has a multitude of options; it provides a great alternative for customers who don't necessarily want the enclosed features of a traditional canopy but still want the overall carrying and storage options. It is still tall enough to be able to transport a fridge, using the cross bars as a tie-down position! Having the full space and width of the tub, you could mount a fridge/freezer on a slide and it also allows the fridge to be opened without sliding it all the way out. With all the options on the



Out of Necessity



ARB Thailand

*But skilled labour simply wasn't available....
Something had to give.*



MAKING A DIFFICULT DECISION

The ARB board faced a dilemma. The business was growing quickly, building market share in both Australia and overseas. Combine this with ARB's commitment to providing accessories for both new and old 4x4 models, and the manufacturing task was growing exponentially.

In some ways, the 2000s were a perfect storm for ARB in terms of local manufacture. Ford, Holden and Toyota were winding down local production in Adelaide. In turn, the critical automotive support industries were downsizing or closing altogether. ARB needed to invest in a major expansion of manufacturing facilities.

But skilled labour simply wasn't available. And suppliers were disappearing as Australian production of cars petered out. Something had to give.

The only choice was to invest in purpose-built manufacturing facilities overseas. This was a huge shift in thinking for ARB. The philosophy had always been to design and manufacture premium products in Australia.

But it simply wasn't a viable option anymore. Without the labour needed to produce the products and the vital support industries, it was impossible to expand within Australia. It was this labour shortage that eventually pushed ARB into moving some manufacturing capacity offshore.

By now you might be thinking, "Surely ARB manufacture in Thailand because it's cheaper." Well, not as much as you might think. In many ways, manufacturing overseas isn't cheaper than manufacturing in Australia. At least, not in our industry. Factor in land prices, building costs, fit-out costs, equipment costs, labour costs, material and transport costs, maintenance costs and the myriad of other hidden costs. Manufacturing costs in Thailand versus Australia are pretty much neck and neck.

We still manufacture accessories in Australia and our Engineering and Design teams are in Melbourne. Now, though, we have the flexibility to choose where to build new accessories. That decision is based on available workforce skill levels, availability of qualified tradespeople, availability of specialised equipment, material availability, cost and of course where our accessories

need to be shipped to. As a home-grown company that supplies 4x4 Accessories all over the globe, a central location like Thailand is a great option.

But no matter where your accessories are manufactured, they are built to the same exacting standards.

Did You Know?

John Van Eynden was ARB's first employee, starting in 1976. He started work in a tiny workshop in Ringwood.

In 2005, John was sent to Thailand to establish ARB's first Thai factory, now known as ORA1. John bought the site, bought the equipment needed and set up the factory. John Upon his return to Australia in 2008, John was succeeded by Lachlan McCann in Thailand as MD, before Lachlan himself returned to Australia to go on to become ARB's CEO. John continues working at our Kilsyth facility to this day..

LIFTING THE BAR ON COMPLIANCE

Actually, there is another difference... one which might surprise you. Thailand's building codes and environmental compliance regulations are of a higher standard than Australia's. These standards came about when the Thai Government set up the Eastern Economic Corridor.

Their aim was to attract manufacturing from all over the world. Clearly, their strategy succeeded. Here, you'll find large factories from just about every global business you can name, including a long list of automotive manufacturers. ARB's factories are all within eight kilometres of one another in what's called the Eastern Seaboard Estate in Rayong Province, also known as 'The Detroit of the East'.

The Eastern Seaboard Estate was a greenfield project on a grand scale. Thailand took the opportunity to set high standards of both building and environmental compliance. This sends a clear message...Thailand only wants responsible and environmentally aware companies operating in their country.



ARB
Thailand

ARB
Thailand

GOING OFFROAD

Ongoing training is critical to the success of any business. ARB Thailand is no exception. So everyone is trained on something every month.

But what works in Australia doesn't necessarily work in Thailand. The Thai workforce has specific needs based on their skillset, culture and education levels. One of the most successful programs has been the OFFROAD program.

- OFFROAD stands for:
- Open mind
 - Forward thinking
 - Follow through
 - Respect
 - Ownership
 - Acknowledgement
 - Development

This and all other programs are designed to promote teamwork, trust, respect and improved health outcomes. Part of this is ensuring each person, from the General Managers down, has the tools to do their job properly. It's covered off by a system called ARB Performance System.

"APS (ARB Performance System) drives us to provide skills, procedures, information and physical tools to achieve what we're expecting," says Dennis Horton. In other words, it forces everyone to look closely at what support employees need to do their job. This way, we know every ARB product leaving a factory is the best it can be.

APS overlaps into Production Engineering, which deals with the equipment needed to make ARB accessories in the ORAs. (Not to be confused with the Engineering and Design teams, who design and test new accessories. They are based in Melbourne). For example, the new Earth Camper chassis requires a unique welding jig. It's up to the Production Engineering team to organise design, installation and initial set-up of the jig.

Production Engineering covers pretty much every manufacturing process. It could involve ensuring everyone has all the equipment they need to do their job, figuring out where to fit a new production line, right up to sourcing and commissioning state-of-the-art equipment like laser cutters. The Thai Production Engineering team continues to grow as the business grows. They liaise with the Melbourne Production Engineering team, each team benefitting from the other's experience.

A GROWING BUSINESS

ARB Thailand is an integral part of the worldwide ARB family. The people are inspiring – highly skilled, highly motivated and always happy to share a joke or a meal.

As the business continues to grow, the personnel and the facilities grow with it. You might be wondering why ARB has five separate factories within an eight-kilometre radius. It has simply been a matter of need.

When ARB purchased the first ORA, it quickly filled until we outgrew it. Then we purchased a second block of land and built a second ORA. At the time, it was considered large enough for the foreseeable future. But within just a few short years, our manufacturing capacity has grown to five state-of-the-art,



purpose-built facilities. Who knows what the future holds!

Whatever the future does hold, ARB Thailand will be a part of it. We're proud to have ARB Thailand as part of our worldwide family. The people are an ideal fit... they live and breathe our philosophy of excellence and quality.

Our manufacturing facility in Kilsyth will continue to operate, just as it has for many years now. now. ARB are extremely proud to still be manufacturing in Australia, a strategic choice bolstered by our close proximity to the engineering facility right next door. We continue to advance our manufacturing facilities globally with automation learning and ongoing education and upskilling via ARB-U. So, no matter whether accessories are made in Australia or Thailand, you can be assured they are built to the same exacting standards.

We're proud of our team in Thailand. They're an integral part of what we do and what ARB stands for... excellence and quality.

SUM



FAIL TO
PREPARE,
PREPARE
TO FAIL

First things first. Safety begins before you even leave your home. It's no good thinking about buying that snake bite kit when you're in the middle of the desert with an Eastern Brown curled around your ankle. We've compiled a list of items to consider packing before you even head out of the garage.



PREPARATION PACKING LIST:

First aid kit: A well-stocked first aid kit is essential. It should include bandages, antiseptic wipes, gauze, adhesive tape, scissors, tweezers, pain relievers and any personal medications.

Emergency communication: Ensure you have a reliable means of communication, such as a satellite phone, two-way radios or a personal locator beacon (PLB) in case you're out of cell phone range.

Maps and compass: Even if you have GPS, having paper maps and a compass as back-up can be a lifesaver if technology fails.

Fire-starting kit: Include waterproof matches, a lighter and fire-starting materials to keep warm and signal for help if needed.

Multi-tool or knife: A versatile tool can be handy for various tasks, including preparing food and making emergency repairs.

Flashlights and headlamps: Carry both to provide ample illumination at night. Don't forget extra batteries.

Rope or paracord: Useful for setting up shelter, securing gear or as an emergency tow line.

Extra food and water: Carry extra rations of non-perishable food and water in case you get stuck longer than expected.

Shovel: A compact folding shovel can help you dig out of mud or sand and perform other essential tasks.

Sun protection: Include sunscreen, sunglasses and wide-brimmed hats to protect against sun exposure.

Insect repellent: Insect bites can be not only annoying but also potentially dangerous, so bring repellent.

Snake bite kit: If you're camping in areas with venomous snakes, consider a snake bite kit.

Personal identification and medical information: A copy of your ID, emergency contacts and any pertinent medical information.

Recovery gear: If you're 4WDing, these are essential for vehicle recovery in case of getting stuck.

Tyre repair kit: A flat tyre can be a common issue during off road adventures, so have a kit on hand.

Battery jumper pack: In case your vehicle's battery dies.

Tools: Basic tools for vehicle maintenance and repair.

Fire extinguisher: Always handy in case of a vehicle or campfire mishap.

Extra clothing: Pack extra clothing to stay warm and dry, including layers and waterproof gear.



WIN
Win a personal first aid kit - check out page 113

ARB FIRST
AID KITS

Designed to fit snugly in the back of any 4x4, ARB's range of first aid kits are made to assist in off road emergency situations and ensure that everyone can holiday safely, even when inevitable mishaps strike.



Personal First Aid Kit
Ideal for smaller trips and individuals, the Personal First Aid Kit provides a comprehensive selection of bandages, gauze pads, dressings and more. This kit measures 260mm (W) x 190mm (H) x 100mm (D).



Family First Aid Kit
This massive kit is fully stocked for the largest families or most remote area trips. The Family First Aid Kit offers complete peace of mind for when those unfortunate accidents do happen and includes the Snake & Spider Bite Kit, as well as an Eye Wound Kit. The kit measures 355mm (W) x 270mm (H) x 140mm (D).



Snake & Spider Bite Kit
This compact kit will prepare you for all the nasty biting and stinging critters on your travels. Easy to transport and store, the Snake & Spider Bite Kit includes a comprehensive information booklet so you can easily identify poisonous snakes and spiders. A handy belt loop on the rear panel ensures you'll always have the kit close by. The kit measures 120mm (W) x 210mm (H) x 60mm (D).



WATER WISE

4WDing to the most remote places in the country often means discovering untouched beaches, private riversides and pristine lakeshores. While it's tempting to sometimes forget the world's worries and just dive straight in, keep in mind these crucial tips to stay safe around water when travelling.

Know the conditions: Before taking a dip or enjoying water-based activities, assess the current conditions. Research the area you're visiting and be aware of any potential hazards such as strong currents, tides or undertows. Understanding the local water conditions is essential for your safety.

Supervision: If you're travelling with children, always supervise them closely around water. Even shallow rivers or calm lakes can pose risks and vigilance is the best precaution to prevent accidents.

Water depth: Pay attention to the depth of the water. Diving or jumping into unknown waters can lead to injuries, including head and neck trauma. Always test the depth first and be cautious of submerged hazards like rocks and tree branches.



Life jackets: When participating in water-based activities such as boating, kayaking or paddleboarding, wear appropriate safety gear, including life jackets. It's a simple yet life-saving precaution.

Buddy system: Whenever you're in or around the water, use the buddy system. Having someone with you can be critical in case of an emergency or if you find yourself in trouble.

Stay hydrated: While staying safe around water is crucial, don't forget to stay hydrated, especially in hot weather. Dehydration can lead to fatigue and reduced alertness, which can increase the risk of accidents.

Happy CAMPER



ARB Base Camp Chair

The ARB Base Camp Chair is the perfect all-rounder for travelling. It features a sturdy and sleek black steel frame with contrasted charcoal cross bars. The body of the chair is made from 600D polyester and 420D ripstop panels and features a tonal print and internal padding throughout.

The padded armrests provide ultimate comfort when in use. There is a rear mesh pocket for storing the essentials and a swivel cup holder to keep your drink close. To top it all off, the chair comes with a spacious 600D polyester carry bag featuring webbing straps and a premium shoulder pad for easy storage and carrying.

Part Number: 10500151
RRP: \$120



ARB Picnic Blanket

The ARB Picnic Blanket is the perfect accessory to take with you on your next off road adventure. This must-have summer item is water resistant and features a rubber ARB badge on the bottom corner. Conveniently compacts when rolled and secured with the included ARB branded carry strap.

Part Number: 2172073
RRP: \$79

BACK IN BLACK



Introducing the ARB Touring family's newest member, the two-metre Black Edition Awning! This sleek and versatile awning is an excellent choice for dual cabs, vans and smaller SUVs, offering a range of features to enhance your outdoor adventures.

Measuring 2.0 metres by 2.5 metres, this awning comes in a black powder-coated aluminium case with a distinctive gelcoat ARB Touring logo. Its robust design includes durable protection and anti-wear points, ensuring longevity even in challenging outdoor conditions.

One standout feature of this awning is the integrated dual-colour lighting system, allowing you to choose between warm and cool LED lighting options. The lighting is dimmable via an in-line controller, giving you control over your outdoor ambience.

Constructed with 300gsm PU-coated polycotton ripstop canvas, this awning

provides a waterproof and UV-protected shelter from the elements. The UV-protected marine-grade shock cord loops ensure long-lasting performance. Plus PVC abrasion pads protect the awning's corners during roll-up and transit.

Setting up the awning is a breeze, thanks to its three-stage black aluminium twist-lock poles, which are not only durable but also flexible with nylon cuff joins. The easy-access design eliminates the need for zippers, making deployment quick and hassle-free.

For added convenience, the awning is compatible with BASE Rack awning brackets

and features integrated sail track rails for additional ARB Awning accessories. Pegs and guy ropes are included, ensuring stability even in windy conditions.

Incorporating a waterproof and UV-protected design, the ARB two-metre Black Aluminium Awning is a versatile and reliable addition to your outdoor gear. Whether you're camping, overlanding or enjoying a day at the beach, this awning offers shelter, lighting and durability, making it an ideal choice for your outdoor adventures.

Part Number: 814414
RRP: \$649

TALKING TRASH

Words by Christie Butters

SPOILING THE FUN FOR EVERYONE

Aside from the environmental impacts of irresponsible behaviour, it also leads to campsite and track closures. Poor visitor behaviour, including littering and hygiene, has been cited as the reason the traditional owners have closed off some beautiful campsites in northern Queensland. We have also witnessed cigarette butts being thrown out of car windows; this is obviously not only littering but can be a bushfire risk as well.


If you see poor behaviour, call it out. You can report littering from a vehicle and illegal waste disposal to the Environmental Protection Agency (EPA) either online or call 1300 372 842 (24 hours).

WILDLIFE WORRIES

Poorly managed campsite waste can have a big impact on wildlife. It can entice animals closer to campsites and lead to aggression in animals when they become accustomed to finding something tasty in campers' garbage bags. It can also make them very sick.

When we were staying at Litchfield National Park in our rooftop tent, we were awoken by the car shaking. We cautiously climbed down and found a dingo in the back of our 4WD. We had left the back door of the car slightly ajar for fridge ventilation in the hot climate and he had managed to get in. What had attracted him was a small bag of rubbish we had accumulated whilst travelling.

After this experience, we gave a bit more thought to how we were managing our waste and from that point on, we kept it much more secure and out of reach of even the most curious of animals. We now use an ARB wheel bag; we have one for recyclables and one for general waste. As the bag sits over the spare wheel, it is out of the way, high up away from the reach of animals and does not take up any space. It also means all waste is transported outside of the vehicle. Navigator also offers a stand-up zip top bin, which is another great option to keep rubbish secure in your camp kitchen.



WATER WISE

We spent some time recently in a remote northern coastal area. I recall walking down to the beach for the first time and it did not resemble at all the beautiful pictures I had seen online. There was rubbish as far as the eye could see. It was pretty shocking; it was on every beach that we went to, a lot of plastic mainly. A large portion of this waste was plastic bottles and bottle caps. We spent a lot of time cleaning up the rubbish from the beaches but barely made a dent in it and more was carried in each day on the tide.

Although it was clear a lot of the rubbish had washed up and had not originated in Australia, it's worth thinking about how everyone can individually avoid adding to the tonnes of waste created every year. Trying to reduce single-use plastic consumption is a great way to make an impact.

One thing we all need every day is drinking water. Single-use water bottles are terrible for

the environment and rank third as the most collected litter items from beach clean-ups (National Geographic, 2019). Aside from this, they are also not a smart way to carry water when travelling. They take up tonnes of space and create heaps of waste to carry out.

Carrying drinking water in a vehicle-mounted water tank or jerry cans and dispensing into reusable water bottles is a much smarter and environmentally friendly method. ARB offer the 28-litre Frontier Wash Station, which is perfect for transporting drinking water. It is designed to mount underneath your vehicle and is made from food-grade material.

We find cans are also a better option for drinks than plastic or glass; they take up less space in your rubbish bag as they can be crushed and there is also no risk of broken glass. Just ensure you crush them when finished and take them away with you as cans can look like a nice home for some animals, like lizards and snakes, and they can end up stuck inside, unable to get out.

ARB sells many off road accessories designed to keep you organised and tidy when heading out on your adventures.



ARB TrackPack and Tailgate Bin Bag

Keep the environment and your vehicle clean and organised by providing versatile storage for smelly rubbish, recyclables and dirty or wet clothes and shoes. Read more on page 46



ARB Cargo Organisers

Have everything easily on hand and organised to ensure you can stay clean and tidy on your adventures with ARB Cargo Organisers. Available in three sizes with clear PVC tops so you can quickly identify where everything is.



Navigator Bin Buddies

Navigator's Collapsible Bin Buddy and Mini Bin Buddy are a great compact option to ensure your rubbish is safe and secure at your campsite.



ARB Fire Pit

Keep your campfire safe and contained with an ARB Fire Pit. Australian made and constructed from BlueScope's weathering REDCORE® steel to offer a seriously sturdy and versatile solution when it comes to portable campfire set-ups.

Clean LIVING

As off road enthusiasts, we share a deep appreciation for the beauty of untamed landscapes and the thrill of conquering challenging terrains. However, we also understand the importance of preserving these environments for future generations to enjoy. That's why ARB's latest offering goes beyond mere functionality and convenience – it's a commitment to maintaining the pristine beauty of off road tracks.

With a new range of off road bin bags, ARB is on a mission to ensure that our adventures leave behind nothing but memories, keeping the trails clean and the landscapes unspoiled.



Beautiful, Breathtaking, Brilliant Broome

Story and Photos by
Couple's Quest



Broome Makes Everything Better

I remember our final night in the van before reaching Broome so vividly. We had crossed the border into Western Australia and decided to camp at a rest stop about four hours outside of town. It was a small patch of dirt on the side of a long road in the outback. And it was hot; we did not sleep well and we had one of those moments where you wonder if van life is for you. Australia is a big country, it takes a long time to drive around and not everything runs smoothly. Thankfully, this feeling didn't last long.

That morning, we finished the drive to Broome and arrived at our campsite. We'd booked two nights there and after the first

day, we immediately booked two weeks. We knew from the moment we arrived that we would love this place.

We made ourselves comfortable and took out the table and chairs, along with a few fresh cold beers out of the fridge. The beach was only a five-minute walk so we figured we'd go and see our first west coast sunset.

We walked down to Cable Beach with a small backpack containing our drinks and a rug to sit on. We approached the steep steps that looked down onto the beach and saw different groups of people. You could hear music and laughter being carried along by the ocean breeze and that glorious crack when a cold can of beer is opened. Danielle and I looked at each other and in perfect timing, we both said, "I love van life again."





Sunset Beach Cruising

Cable Beach is known for its amazing sunsets. It's here where the sun dips past the horizon right on the ocean; it really is stunning. You can sit on the sand and watch the spectacle or hop in your ute and head to the right side of the beach. You can pitch up here and see the camels in a tag-along-tour as they walk along the sand and right in front of the picturesque sun. If you want to take your own postcard picture for Broome, then this is the time. Anyone in a 4WD will find this a piece of cake but 2WDers should park up somewhere else and walk to this stretch of beach.

If you really want to drive on some sand in your van or car, then go to Gantheaume Point Beach for sunset one night. It's very hard sand so as long as you're slow and careful then any vehicle you visit with will be fine. Take a right on your way up to Gantheaume Point just before you hit the sand in the road and make your way down towards the ocean. It's a great sunset spot that is perfect for watching from a comfy chair or even your own bed with the back door open. If that's not one of the biggest perks on van life, then I don't know what is.

Dinosaur Fossils and Hidden Rockpools

We've mentioned the changing landscapes already and here is how one such place can quite literally give you a glimpse into the very distant past. Go back hundreds of millions of years to where dinosaurs roamed the planet. They must have been all over Broome because at Gantheaume Point, you can literally see them. If you visit during low tide, then you can climb down to the rocks near the water and actually look for dinosaur footprints. It's the perfect activity for families with kids. Watch while your little one's eyes widen as they're blown away by seeing actual dinosaur footprints.

During a very high tide, anything over 12 metres, you can also find a hidden rockpool. When I say hidden, I really mean it because it took Danielle and I well over half an hour to actually find it. I will try and offer the best directions that I can now.

As you walk towards Gantheaume Point from the car park, you will notice a house on your left. At this point, once you're past the bush and it is clear enough, turn right. Head over towards the cliff edge and keep going until you see it. There is a perfect circle in the rocks that will be filled with the soothing ocean water. One good thing about it being relatively hard to find is that you have a good chance of it being empty when you arrive.

WHY WINCH?

A question we are often asked at ARB: "Do I really need a winch?" On the surface, a winch can seem like more of a luxury purchase than a necessity.

After all, the immediate usability and performance enhancements of products such as suspension and protection equipment put them at the top of most people's accessory shopping lists. But when venturing off road, the inevitability of getting stuck – whether it be in mud, sand or even snow – is not a matter of if but when. Being prepared for these moments is paramount and this is when owning a winch really pays off.

Using expert tips from Warn and Bushranger, this article delves into not only why you need a winch, but also how to choose one, how to use one and how to maintain one.



WHY YOU NEED A WINCH

When you get a new 4WD, the first thing you want to do is test it out. You want to try every aspect from its capability to performance. Most new 4WD owners get the keys and the first thing they do is get the mates together and head off road, looking for the toughest tracks and muddiest bog holes. And while you may have purchased insurance for your new pride and joy, there's another type of insurance you can take to protect not only your 4WD, but your entire weekend: the right tools for recovery.

There are three main reasons why you should seriously consider equipping your 4WD with a winch.

Self-Recovery

While you may think, "I'll never go anywhere on my own where I could get stuck," we all know tracks are constantly changing, whether it be from flash flooding, other vehicles or erosion. A road you may have driven on solo hundreds of times can easily be transformed after a particularly heavy downpour or rockslide.

And even if you are travelling in a group, off road tracks are very rarely wide, straight roads (at least not the good ones). You may find

yourself stuck in a particular spot that makes it impossible for anybody else to assist.

Trying to get someone to snatch you out on a hairpin bend or up a muddy, slippery incline can be not only extremely difficult, but also quite dangerous.

Assisting Others

It is not uncommon to encounter fellow 4WDers stuck on the tracks. It's a pretty special feeling, being that guy or girl who saves the day. Having a winch means that you can help others continue their adventures and, most of the time, getting them out of the way means you can continue yours. Plus, what goes around comes around, right? Good 4WD karma is never a bad thing.

Moving Debris

It's not always a tricky track or fellow 4WDer that can put a weekend's exploration in jeopardy. Something as simple as a fallen tree can be the difference between 10 minutes from camp and a two-hour backtrack the way you came. Even if you're packing a chainsaw, having a winch can mean moving a trunk out of the way in 15 minutes, as opposed to spending two hours cutting it up into moveable pieces.

DID YOU KNOW?

ARB's vehicle-specific winch bull bars are designed to seamlessly integrate and accommodate a range of Warn and Bushranger winches and have been tested to ensure they withstand loads placed on them far greater than the rating of the winch.

HOW TO USE YOUR WINCH

So you've done your research, handed over your hard-earned cash and have your new winch fitted to your off road machine. That's all well and good but doesn't really help unless you know how to use it before you need it.

Get to Know Your Winch

It's always good to familiarise yourself with your winch as every model is different. Start simple, learn how to plug in or connect the remote. Get used to how the buttons work. Turn the clutch handle to feel when it engages or disengages. Free spool the rope out and wind it back in.

Winch Mechanics

The primary benefit of an electric winch is its ability to provide reliable service for intermittent utility and recreational use, even when the vehicle's engine is not running, provided there's ample battery power.

However, it's crucial to note that the longer the pull and powering out the rope generate heat and can drain the electrical system. Whenever possible, opt for free spooling to unwind the rope, as continuous winching without allowing the winch motor to cool down can lead to motor damage.

Additionally, be aware that even if the engine is idling during winching, the battery may discharge faster than it charges, so monitor your battery to avoid depleting it too much to start the vehicle.



MAINTAINING YOUR WINCH

Before and after each winching operation, it's crucial to examine the condition of the rope. If you notice kinks or fraying, replace the rope immediately. Also, inspect the winch hook and hook pin for indications of wear or damage, replacing them if noticed.

After every use, carefully inspect the rope and consider replacement if you observe any of the following conditions:

- (1) A 25% or greater reduction in rope bulk due to abrasion
- (2) Two or more adjacent strands that are cut
- (3) The presence of flat areas or lumps that persist despite flexing the rope
- (4) Excessive fused or melted fibres, typically indicated by stiffness and a glazed appearance

To maintain your winch, rope and switch control, keep them clean. Use a clean cloth

or towel to remove any dirt and debris. If necessary, completely unwind the winch (leaving at least five wraps on the spooling drum), clean it and rewind it correctly before storing it. Applying a light oil to the wire rope and winch hook can prevent rust and corrosion.

Prolonged winch operation places more strain on your vehicle's battery. Make sure you adhere to the manufacturer's guidelines for battery and battery cable maintenance. Also, inspect the switch control and all electrical connections to ensure they're clean and secure.

If your winch includes a remote control, check its condition for damage. Cap the remote socket to keep it clean from dirt and debris ingress, and store the remote control in a protected, clean and dry area.

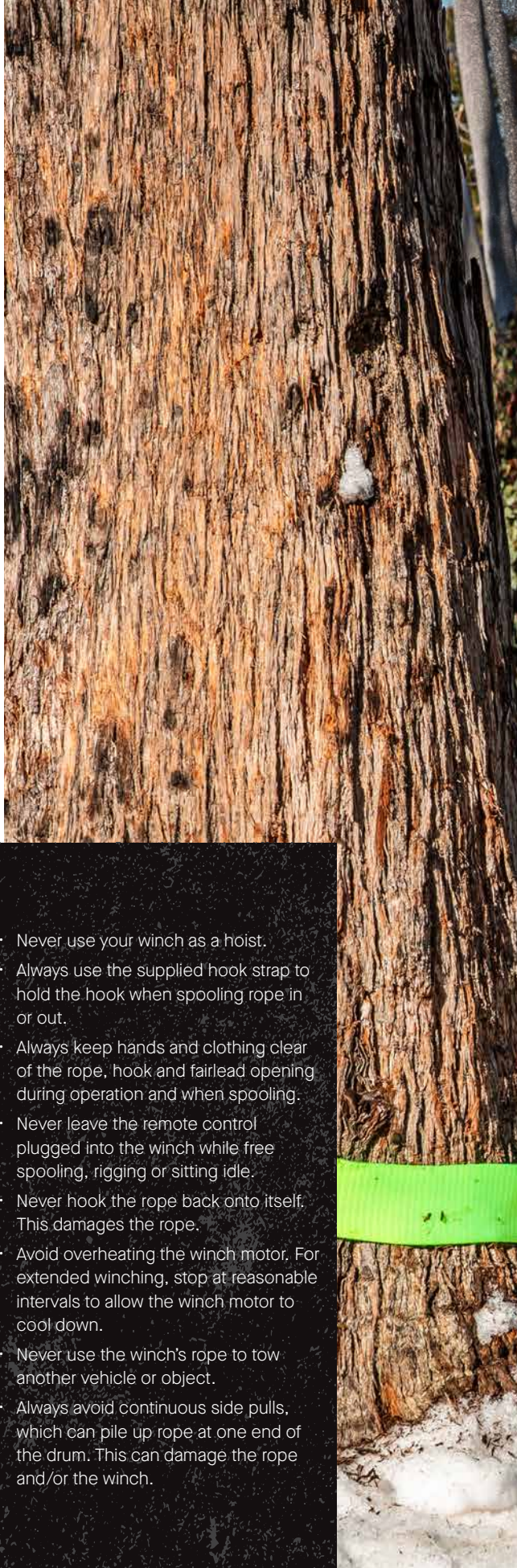
SAFETY



Generally, when winching, you're already in a precarious position so exercising caution and taking extra care is important. Here are some safety tips to keep in mind before you start unspooling your winch:

- Never engage or disengage the clutch if the winch is under load, the rope is in tension or the rope drum is moving.
- Always keep the vehicle in sight during winching operation.

- Never attach a recovery strap to the winch hook to increase the length of a pull. Never attempt to tow a vehicle or object with the recovery strap attached directly to the winch hook.
- Never use "bungee" straps that develop tremendous and potentially dangerous amounts of force when stretched.
- Never operate the winch with less than five wraps of rope around the drum. The rope could come loose from the drum as the rope attachment to the drum is not designed to hold a load.
- Always take your time to assess your situation and plan your pull carefully.
- Use the right equipment for your situation.
- Always wear leather gloves and do not allow the rope to slide through your hands.
- You and only you should handle the rope and operate the remote control switch.



ONE-STOP WINCH SHOP

ARB stocks a wide range of Warn and Bushranger winches.

Head into your local ARB store or stockist before making your winch purchase choice. Our in-store 4WDing experts live and breathe the off road life and are ready to get you on the tracks with the perfect winch to match your lifestyle and budget.

WARN

With over half a century's experience in building off road products, when you buy a Warn winch, you're making a sound investment.

VR EVO WINCHES

With Warn's fastest line speed under load and lowest amp draw, the VR Evo range offers a hard-working product ideal for the first-time winch purchaser.



VR Evo 8 & 8S



VR Evo 10 & 10S



VR Evo 12 & 12S

ZEON PLATINUM WINCHES

Setting a benchmark in performance winching, ZEON Platinum offers full wireless control with remote clutch operation. A redesigned planetary gear train and series-wound motor provide relentless pulling power to get you out of the most extreme situations.



Zeon Platinum 10 & 10S



Zeon Platinum 12 & 12S

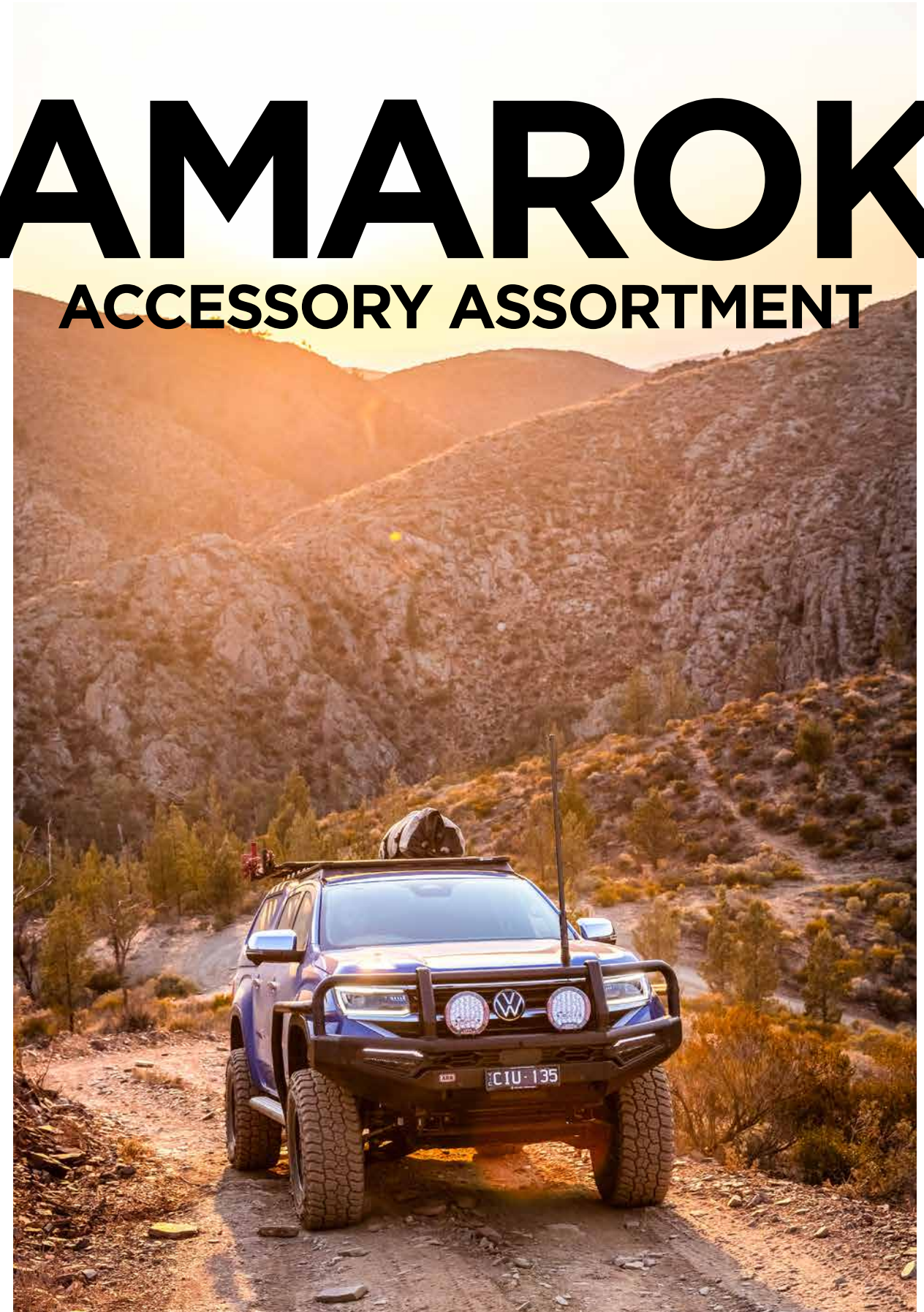
GO FURTHER, SIGHT UNSEEN



With the vast array of 4x4 vehicles and frontal protection options in the market today, winch suitability for the modern 4x4 is often not considered and can be challenging to navigate. Most modern vehicles feature a multitude of frontal radars and sensors, while airflow and aesthetics play a crucial part in the decision-making process for many. Winches featuring a traditional control box are becoming increasingly difficult to accommodate.

With this in mind and performance a necessity, Bushranger aimed to design a winch suitable for the modern 4x4 vehicle and remove the need for a traditional control box.

AMAROK ACCESSORY ASSORTMENT





Volkswagen Amarok

ARB AMAROK ARSENAL

Summit MKII Bar

Amarok owners now have access to ARB’s state-of-the-art Summit MKII Bar. Despite sharing a platform with the Ford Ranger, Volkswagen has introduced a completely redesigned exterior, giving the Amarok a distinct and unique appearance. The advanced Summit MKII Bar has been meticulously engineered to perfectly complement the latest line-up of dual-cab utilities, accommodating all five variants offered by Volkswagen.

The Summit MKII Bar now features a streamlined design without front buffers, showcasing ARB’s precision in sheet metal fabrication with robot welds on the front face of the bar. Notably, the fog light design has undergone significant enhancements, incorporating a plug-and-play indicator, clearance light, daytime running light and fog light into a single unit. This integrated

approach meets the demands of modern vehicles and emphasises ARB’s commitment to excellence in design and functionality. For more information on the design and development of the original Summit MKII Bar, learn more here:



Summit Sahara MKII Bar

Also available for the new Volkswagen Amarok is the stylish Summit Sahara MKII Bar. Boasting many of the features of the Summit MKII Bar including fog light design and eliminated buffers, the Summit Sahara offers a combination of sleek aesthetics and strength without compromising on practicality. The Sahara version also offers the choice of a polished alloy tube, a matte black alloy tube or a textured black tube kit, which includes a recessed LED light bar in the top hoop.

COMPARE THE PAIR

	Summit MKII Bull Bar	Summit Sahara MKII
Steel Construction	●	●
Side Rail Compatible	●	
Headlight & Bonnet Protection	●	
Winch Compatible	●	●
Driving Light Compatible	●	●
UHF Compatible	●	●
Low Profile Design		●
Jacking Points	●	●
Airbag Compatible	●	●



Volkswagen Amarok

Recovery Points

Developed to fit the Volkswagen Amarok with UVP, UVA or OE protection, each of ARB’s Forged Recovery Points is rated at 8,000 kilograms up to the maximum turn angle of the front wheels. Both left- and right-hand Forged Recovery Points have been developed to allow for different set-ups of recovery equipment to suit each individual situation. As each point is rated at eight tonnes, the use of bridle straps is not required.

Ascent Canopy

The ARB Ascent Canopy is now available for the Amarok, a pinnacle in canopy design, combining ruggedness with style and functionality. This canopy offers practical storage solutions for various applications, whether it’s outback touring, camping, trades or everyday life. It seamlessly blends with the vehicle’s styling and provides central locking, slam-action frameless windows and doors, a vent catch and a three-position window latch as standard. The patented vanishing-edge design ensures it complements the vehicle’s aesthetics. The Ascent Canopy can be customised with various accessories, such as tub liners, drawers, roof racks and more, tailored to individual needs.

ARB HardLid

Loved by Ford Ranger owners across the country, the ARB HardLid is now available for the Amarok. Constructed from robust three-millimetre aluminium tread plate with a reinforced frame, the ARB HardLid is both durable and aesthetically pleasing, featuring gas-assist struts for easy operation and an optional heavy-duty strut upgrade for additional load capacity. It offers comprehensive protection against the elements, making it a versatile solution for safeguarding your gear. The HardLid features a smart hinge system that opens the lid rearward and upward, allowing for use with or without a sports bar, and secure cargo protection with a key lockable manual latch lever. Customisation options with premium rails that utilise both a T-slot channel and ARB’s signature BASE Rack dovetail mounting system allow mounting of various accessories and mounting surfaces, making it ideal for carrying bulky items or rapid access gear. Easily detachable in two minutes by two people, the ARB HardLid offers both convenience and a sleek, rugged appearance for your ute. Available early 2024. Learn more about the HardLid here:



Sportguard Ute Liner

The ARB Sportguard Ute Liner for the VW Amarok combines superior protection and thoughtful features, with a non-slip base and easy non-drill installation. The clever custom design optimises cargo space and its high-quality, UV-resistant polymers ensure long-lasting durability.

ARB Tailgate Assist

For Amarok owners who are sick and tired of lowering and raising the heavy tailgate, ARB has the perfect solution. Utilising a single, cleverly designed strut, the ARB Tailgate Assist safely controls the opening speed and reduces the closing effort of the tailgate. Offering simple, one-handed operation, the Tailgate Assist transforms the quality feel of the vehicle – every time you operate it.



Frontier Tank

Setting the benchmark for long-range tanks, ARB's Frontier Tank adds an additional 60 litres to Amarok's fuel carrying capacity. This 140-litre Frontier Tank is manufactured from a resilient cross-linked polymer, providing strength, rigidity and reliability. Offering significant weight reduction over steel long-range tanks, the UV-stable plastic material ensures these tanks will survive in the most hostile environments. Designed, tested and manufactured in Australia to go the distance in Australian conditions.

Auxiliary Battery Kit

Providing an independent power source for items such as fridges and camp lights, an auxiliary battery kit is an essential item to offer peace of mind and powers additional accessories without the risk of flattening the main battery. The MY23 Amarok Auxiliary Battery Kit is designed to be fitted in the engine bay and is supplied with a battery tray, mounting hardware, wiring kit and a REDARC BCDC charger.



ARB Floor Mats

With all that life throws at you, keeping your Amarok's interior pristine can be a difficult task. Whether it's tracking in mud from the worksite, getting wet on that run to the car or the kid's dirty shoes from Saturday sport, ARB Floor Mats are thoughtfully crafted to trap debris whilst ensuring a secure fit in your vehicle's footwells. Their deep-dish design simplifies cleaning and the odorless thermoplastic elastomer material offers a secure grip and protection for high-impact carpeted surfaces.

ARB Drawers & Kitchen

With its sleek design, top-quality components and customisable options, the ARB Modular Drawer range provides a solution for all your storage needs. The addition of an ARB Slide Kitchen makes heading off road even easier; complete with a stainless steel benchtop, gas stove, utensils drawer and sink, it can be easily extended from the rear of your 4WD in seconds.

ARB EARTH CAMPER

EARTH CAMPER ON SHOW

it'll Follow You Anywhere



In Issue 63 of 4x4 Culture, we introduced ARB's first foray into the recreational vehicle market with the **Earth Camper**. End user handovers have now begun to take place and the Earth Camper is already being spotted on and off road all across the country. Those who've been itching to check out the new Earth Camper in the flesh now have the opportunity with a heap of campers on display in ARB stores nationally.

TOP OF THE CLASS

Seven years of design, engineering and manufacturing went into bringing this camper trailer to market. A genuinely built-for-purpose off road trailer that exceeds the limitations of mainstream caravans. The Earth Camper embodies everything that ARB represents, providing customers with the ultimate travel companion for their off road experience.

Cleverly compact for easy transitions, from day to night and the road in between, the Earth Camper offers three set-up modes: In Tow, Overnight and Holiday.

FEATURES

Chassis: The tubular steel frame provides an exoskeletal design to protect the sides of the camper while tackling tough tracks.

Suspension: The Earth Camper features a specific, three-part engineered suspension package consisting of 900-millimetre trailing arm, vertically oriented shock absorber and custom-tuned coilover strut, Nitrocharger shock.

Body: The body of the Earth Camper is built to provide protection from the elements with well-insulated walls, roof and bulkhead. This provides hard shell comfort without relinquishing practicality when travelling off road.

Shelter: The built-in freestanding awning has 180-degree coverage over the kitchen area. The specially angled poles are telescopic to allow as much coverage as possible, while still packing up into a neat and out-of-the-way compartment that sits flush within the overall camper.

BASE Rack: Setting a new benchmark in strength and integration, the BASE Rack incorporates a revolutionary dovetail mounting system that makes attaching and removing loads and accessories easier, faster and more secure.

Electrical: Keep the trip going smoothly and the lights on plus so much more with the REDARC Manager30 battery management system to monitor the battery and drawings.

Kitchen: Coming standard with a huge dual-zone ZERO Fridge Freezer, a three-burner Thetford stove and a sink plus a stainless steel benchtop to prepare delicious meals on. A few simple movements to set up the kitchen, connect your gas bottle and the water hose, and you are ready to cook up a storm.

Interior: The queen-size bed has a thick foam mattress and along each side of the bed, you have two bed-level storage pockets and a drink bottle holder. Plus the Earth Camper has another two overhead storage pockets with mesh protectors. Each corner

has a Sirocco fan and a reading light, and the rear wall features a large divided storage pocket for books, newspapers and laptops.

Storage: A large trundle drawer inside and multiple external storage cupboards with tailor-made gear bags available for extended remote area travel. On top of the storage capability, the drawer also has a folding table included. The table can be used with the drawer opened or closed as a dining table, for card games or to read the latest 4x4 Culture.

Rear door: The electronic, dual-actuated rear door on the Earth Camper allows for quick and easy set-up or pack-down at the press of a button.

Accessories: Although the Earth Camper offers all the essentials and more as standard, a continually developing range of accessories is available to cater to additional luxuries, differing climates and user preferences. These include:

- Diesel heater
- Awning walls
- Second battery upgrade
- REDARC upgrades
- Hot water and shower
- Ensuite room
- Canvas storage bags
- Air compressor kit
- Storage cover



Under Control

With its dedicated Suspension Engineering department, ARB continues to develop application after application of its industry-leading Nitrocharger, MT64 and BP-51 ride control offerings.



MT64

In Issue 63 of 4x4 Culture, we introduced OME's ultimate all-round shock, the MT64. Produced for owners looking for a shock absorber up to the demands of any 4WD travel, from big distances to heavy loads to extreme climates, the MT64 thrives in exactly these conditions all around the world. Setting the bar for ride and comfort, the MT64 provides all the benefits of enhanced safety and greater control, blending Nitrocharger's proven reliability and durability with BP-51's premium features.

Refinement in Ride

The huge 64-millimetre (2.5-inch) internal bore allows for more oil and bigger piston and shim stacks, allowing precise tuning to provide greater control through the stroke and giving a more refined ride.

Configurable Ride Height for Different Loads

Utilising ridges on the body of the shock, OME engineers have included a configurable spring seat with six positions in five-millimetre increments, which allows for one coil spring to cater for added accessory weights.

Comprehensive Comfort

In addition to plush everyday comfort, the MT64 is also designed with a hydraulic end-zone top-out, which provides added padding at the shock's full extension, to compensate for any unexpected bumps.

Durable Construction

Featuring the same aerospace-grade aluminium as our high-performance BP-51 to dissipate heat effectively, the MT64 also boasts a 22.5-millimetre piston rod (shaft) for exceptional stability.

Toyota LandCruiser 300 Series

In the previous issue, we released the BP-51 suspension system for 300 Series owners and now their suspension line-up selection is complete with MT64 applications available.

As was the case with the BP-51 suspension for the 300 Series, OME engineers considered three main areas when developing the MT64 application: lift, load carrying and comfort. As a result, one new strut has been developed for the front and two for the rear, with all having a medium and heavy option. Four spring options have been chosen to cater for the front and another four springs to improve ride quality and cater for different loading options in the rear. All MT64 shocks are expertly tuned to match the springs and to provide ultimate comfort and control.

Contact your local ARB store or stockist for part numbers and pricing.

Air Suspension Control Module

CONTROL your RIDE



Air Suspension Control Module

The ARB Engineering team has dedicated significant effort to develop a revolutionary addition to their product line-up. Building on the remarkable success of the LINX Vehicle Accessory Interface, their latest innovation, the ARB Air Suspension Control Module, incorporates the same ARB proprietary technology and insights derived from numerous years of practical field experience with this top-tier product.

This advancement now extends the benefits of precise and convenient air pressure control to a broader range of ARB Air Suspension customers. What's more, this clever feature can be easily managed with a smartphone app, putting control right at your fingertips!



Features & Benefits

- Utilises a smartphone app and pressure control regulator valve to conveniently inflate and deflate air bag suspension
- Set the desired target pressure using four customisable preset modes of your choice
- Set the maximum system pressure
- Choose your own units of measurement from kPa, bar, psi
- Initiate a recalibration of the pressure sensor via the app for unmatched accuracy
- View the current voltage of your electrical system
- IP-rated Pressure Control Module and wiring harness safe for engine bay mounting

Compatibility

- Suits ARB Air Compressors: CKSA12, CKMA12, CKMTA12
- Suits 12-volt electrical charging systems only
- Smartphone application suits Android and iOS compatible devices

Part Number: 0830002
RRP: \$339

THE LAT-LONG OF IT



By:

NO FIXED ADDRESS OZ

Wanuwuy (Cape Arnhem) is a spectacular peninsula on the eastern tip of East Arnhem Land.

From rugged escarpments to white sandy beaches, crystal clear water, islands, reefs and dune fields, this really is a place that should be on every 4WDer's bucket list. Wanuwuy is seriously remote and with a limit of 10 vehicles per day, there is a good chance you will not see another person for the full length of your stay. We didn't!



REGION:

WANUWUY

TRACK GRADE: Medium – the track from Nhulunbuy is a combination of corrugated mining roads, sandy tracks and beach runs. In the dry, you will have to contend with kilometres of corrugations and bull dust; in the wet, bog holes and ruts.

POPULAR FOR: Fishing, camping, wildlife spotting, adventure

PERMITS NEEDED: First, you will need a transit permit (this can be obtained from the Northern Land Council online – www.permits.nlc.org.au). Next, you will need a visitor access permit and a camping permit (these can be obtained from the Dhimurru Aboriginal Corporation and can be purchased online – www.dhimurru.com.au). You will also need to book your camp spot online. If you want to fish or crab you may also require a fishing permit depending on where you want to fish on the cape (this permit is free and can also be obtained online from the Northern Land Council).

NOTE: Wanuwuy is designated a camping only area and the number of people allowed out is restricted, so even if you are only visiting for the day, you still need a camping permit for that day.

SEASON: Wanuwuy is technically accessible all year round but during the wet season, flooding can cause temporary track closures.



THE CAMPING HERE IS FANTASTIC.



Facilities

There are picnic tables and fire pits at the campsites and one composting toilet on the track in between the camping areas. There is no phone reception anywhere on the cape.

Camping

The camping here is fantastic. Most camps overlook the crystal clear Arafura Sea, with spectacular reefs filled with fish. From camp, you can watch the sharks and turtles swimming past. Eagles circle above camp and if you're lucky, you may spot a buffalo or two in the evenings. Our favourite spot was campsite number two but seriously, you can't go wrong at any of the sites.

Portable High-Output Single Air Compressor V2



SEMA

Specialty Equipment Marketing Association

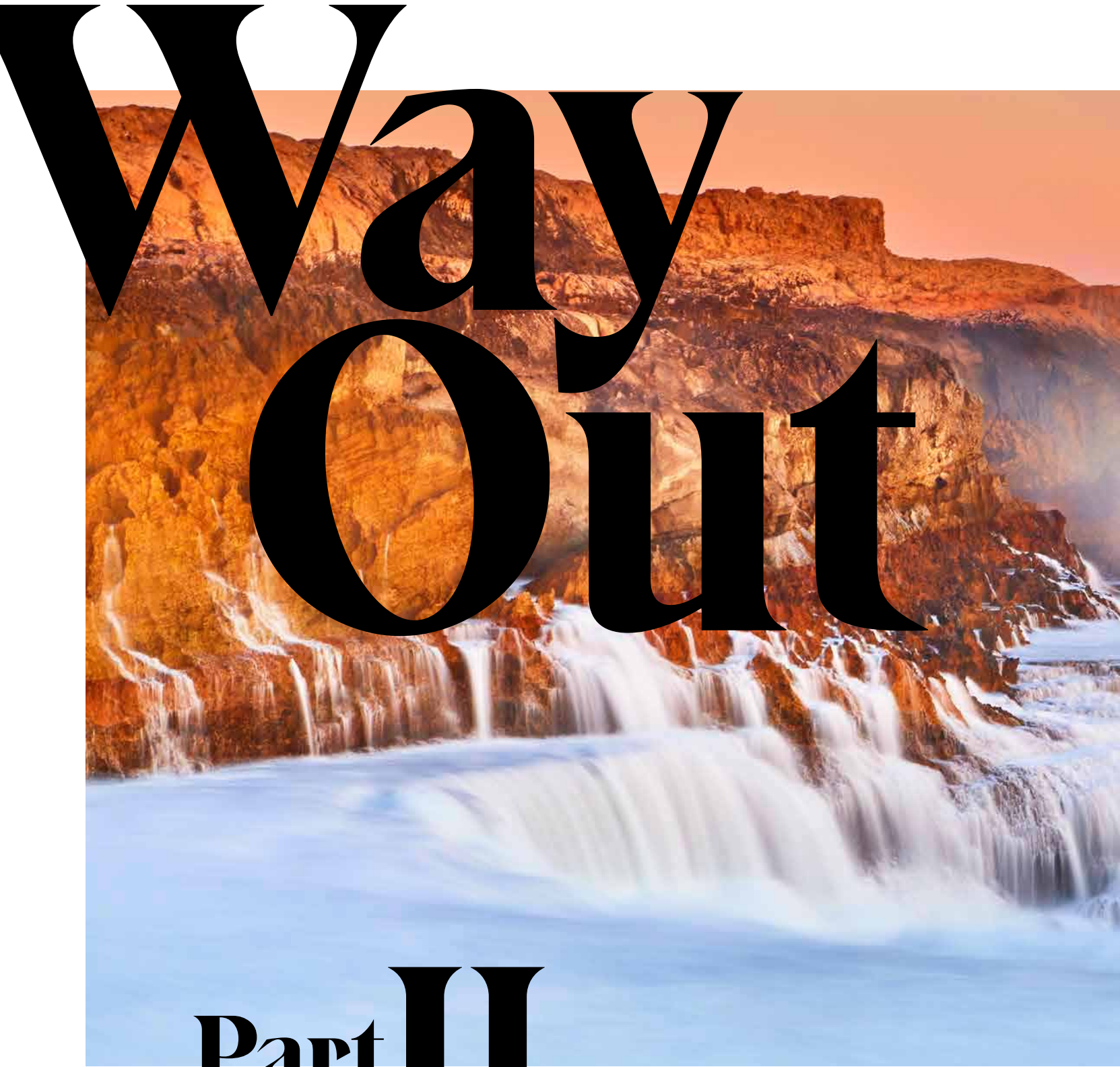
It's been a year since we last headed out to Las Vegas in Nevada for the annual SEMA Show. The Specialty Equipment Market Association Show is a massive assembly of businesses in all avenues of the automotive aftermarket industry in the United States (and beyond). This show brings in manufacturers, dealers and installers, plus the media, as a way to show off new products and further the aftermarket industry. ARB was on hand with a plethora of new products to showcase, two new vehicles unreleased to market as well as exciting news for the future.





Tundra Zenith

Tundra Zenith



Way Out

Part II



Rock Pools & Sunsets

When we first arrived at Quoin Head, it didn't look like the best camping spot on the island; in fact, it appeared to be a very exposed rocky location – which is partly true.

We quickly set up camp and headed off to do a little exploring on foot. We happily discovered a rock pool, perfect for a late afternoon dip. Just beyond the pool was a magical piece of rocky coastline where the Indian Ocean showed its majestic power. The waves rose and fell against an incredible rock ledge and the result at sunset was simply epic. It made for a memorable image for a memorable day.

Homestead Renewal

The next morning, it was an early start as we explored a bit more of the west coast of the island, all the way down to the southern tip at Surf Point. You can seriously spend

days exploring some of these bays. If you are planning a trip to the island, allow a few more days than you think, you won't regret it.

Later that day, on the eastern side of the island, we arrived at the homestead campsite, which has a small hotel attached to it. For the four of us, it had two massive attractions. First, you can have a campfire (which is the only spot on the island) and second, they have a sunset bar serving some ice-cold beers and pretty decent food.

We spent the next hour watching another epic sunset, debating what each of us thought was the best location on the island. Sitting there on the beach enjoying some ice-cold drinks was magic. It was also the first chance for a shower in a week and it's fair to say a few of my camping mates were well overdue.

Back to the Mainland

The next morning, we had an early start to catch the barge back to the mainland and head to Denham. We spent two nights in town as it's a great location to restock, fuel up and have a great pub meal.

It's also the perfect spot for a 4WD day trip out to the Eastern Gulf. There are a few mostly flat open tracks that head east (you will find them on Hema). However, as you get closer to the gulf, you'll encounter a few salt flats. Most of them have tracks skirting the edge but the occasional one needs to be tackled head-on. These can be nasty, smelly, black mud traps. Be prepared to send it and seriously commit or backtrack and find another route.

The reward is a beautiful isolated beach with the most incredible turquoise water and there are lots of tracks that lead to various small

Bottle Bay Base

After an all too brief stop at the Lagoon, our journey continued north. We planned on camping at Bottle Bay and the track took us up the middle of the Cape. We decided to detour and check out Herald Bight and Guichenault Point on the east coast of the Cape. It's a detour that is well worth the effort. The scenery is gorgeous and the sand colour around Guichenault Point is worthy of Lucky Bay or Whitehaven Beach. Getting to it involves a bit of effort, including a 4WD run along the beach from Herald Bight and then a bit of walking, but it was a great way to spend the day.

Later that day, we headed back towards the west coast. On the way, we came across some really barren, but interesting, salt flats. It was time for a quick photo or two before we ended up at our camp spot at Bottle Bay. There are a few beach campsites to choose from and most would accommodate a 4WD caravan or camper van. We chose a smaller spot that was just perfect for the four swags.

Bottle Bay is in the north-west region of Cape Peron and was an ideal spot for us to explore from. There were several spots I was keen to explore the next day but there was just enough time left in the day for a nice BBQ steak. The steaks cooked while Glen was off for another swim and Murray and Mark tried their hand at a spot of fishing.

It's a detour that is well worth the effort.



BASES LOADED

Initially released in 2020, ARB's BASE Rack has quickly become the roof rack of choice in the 4WDing industry. Setting a new benchmark in strength and integration, the BASE Rack incorporates a revolutionary dovetail mounting system that makes attaching and removing loads and accessories easier, faster and more secure.

Ultra sleek, boasting a super low mounting profile and lightweight design, the BASE Rack provides unmatched simplicity, flexibility and personalisation in your roof rack set-up.

Combining its fully welded construction with its unique lateral cross-beam design, the BASE Rack boasts a strength that removes


the need for additional sub-frame supports; the result is a super low roof rack offering improved clearance and sleek vehicle integration.

The BASE Rack's unique side mounting dovetail extrusion means you'll have more uninterrupted cargo space with greater flexibility when choosing mounting locations. Each accessory attaches to the rack with a simple clamp mount – from Hi-Lift™ Jack mounts and recovery boards to a custom BASE Rack Light Bar!

Available in a variety of lengths and widths to suit an ever-growing range of 4WDs, configure the BASE Rack as a flat platform or add guard rails to provide partially or fully enclosed sides – the choice is yours!



ADVENTURE
WITH
PURPOSE



OFF ROAD COOKING

Camp oven Chicken Wings

Ingredients:

- 2kg separated chicken wings (flats and drummies)
- 5 tsp baking powder
- Salt
- 1/2 cup Franks Hot sauce
- 60g butter
- 1 tbs brown sugar
- 1/3 cup kewpie mayo
- 1/3 cup sour cream
- Lemon juice
- 1 tbs crushed garlic
- Mixed herbs

Method:

The Chicken wings

Place the chicken wings in a ziplock bag with the baking powder and 1 tsp of salt. Shake to cover evenly (don't worry the chicken will not taste like baking powder).

Put the chicken in a medium heat camp oven on a trivet and bake for 25 minutes.

Flip the wings and bake for a further 20 minutes or until crispy and cooked through.



The Dipping sauce

While the chicken wings are baking combine kewpie, sour cream, crushed garlic, sprinkle of mixed herbs and a squeeze of lemon.

Mix well and put in the fridge.

The Sauce

Put half a cup of Franks Hot sauce or similar in a small pot and slowly heat up.

Stir in butter and brown sugar. Simmer for 5 minutes.

Pile up your chicken wings, pour over the hot sauce and serve with the dipping sauce.

CAMP OVEN CHICKEN WINGS

ARB KIDS' ACTIVITY

KID'S COLOURING COMPETITION

THIS ISSUE WE'RE RUNNING A COLOURING COMPETITION AND THERE'S SOME AWESOME PRIZES UP FOR GRABS!

ENTRY DETAILS:

NAME:.....AGE:.....

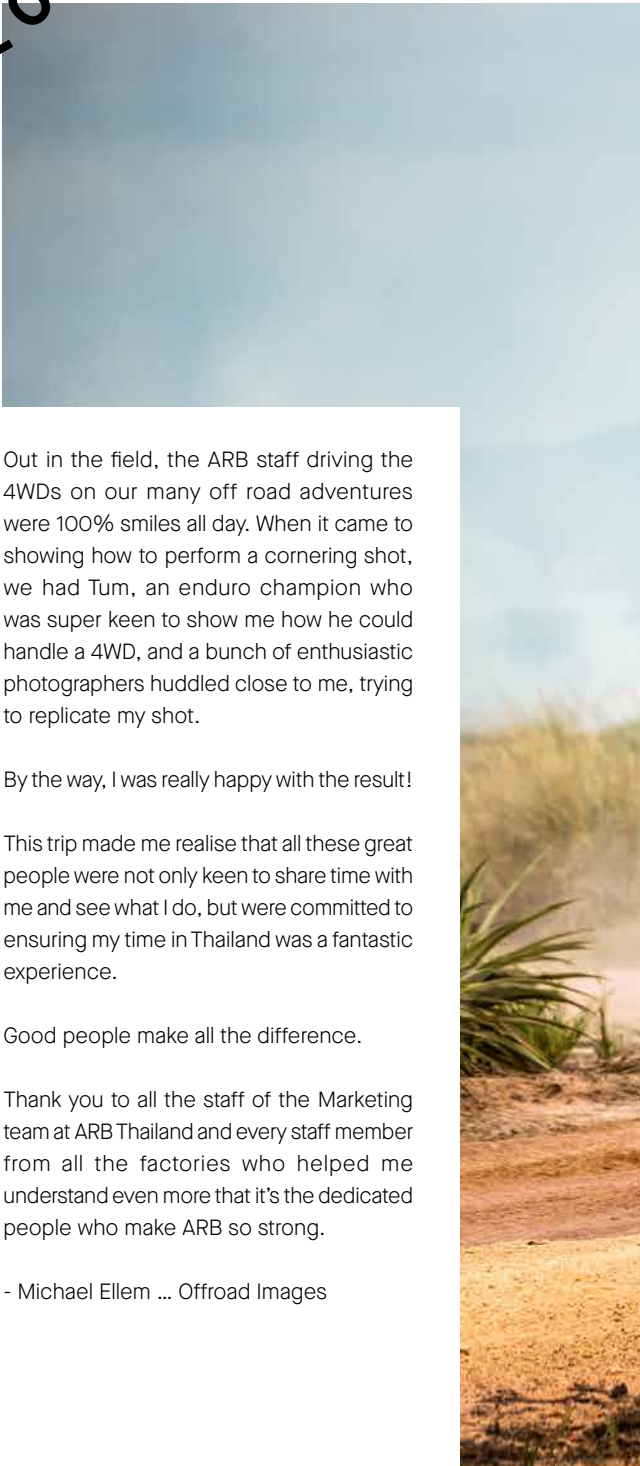
ADDRESS:.....

.....

Send your entry to 42-44 Garden Street, Kilsyth VIC 3217 or scan and email to promotions@arb.com.au and you could win yourself a Toyworld gift voucher. Winners will be announced in the next issue. Competition ends February 29th 2024.

Note: some pens and pencils won't work on this type of paper. So if you have any problems you can ask mum or dad to photocopy this page or download a digital copy of this magazine from our website.

Behind the Shot



Travelling to other countries and experiencing their cultures is something I really enjoy.

This year, I was given an amazing opportunity to head across to Thailand on a bit of a 4x4 adventure to get the chance to meet some of the ARB team from Thailand. The Thai Marketing team would be providing me a tour of the huge ARB factories to see first-hand the awesome technology helping to make ARB products that much better.

Having experienced Thailand's tropical conditions in the past, I knew what to expect with how this would knock me around, especially heading out to Thailand straight after a snow shoot. And even though I love to try and speak the language of the region I am visiting, I knew this would be another struggle. Well, my friends at ARB provided me with a couple of the lovely Marketing staff to assist me in the many conversations I would have during my travels. They didn't just help me with communication, they made sure I had heaps of water and ensured I got to experience all sorts of local food culture.

As I travelled around the various sites, there was something that consistently stood out. Every single staff member wore an ARB shirt. It made me smile to see how obviously proud they were of their association with

ARB and the products they were involved in the production of.

Everywhere we went, they helped me experience something different and learn something new, so I felt it would be appropriate if I helped their staff understand how I see a 4WD through the lens and how it should be photographed. There are so many things that I look for to showcase how awesome ARB products look on a 4WD and this would be a great opportunity to share some of my knowledge with my enthusiastic new friends at ARB Thailand.

Tick is the dedicated photographer from ARB in Thailand and is extremely passionate about everything photography, and Bee looks after all of Thailand's many growing social pages, so most of my time would be spent ensuring that Tick understood all the camera settings and angles, etc. But it seemed that every time I opened my mouth to talk photography, almost out of the woodwork, tonnes of enthusiastic people would surround me, wanting to learn. I was fascinated by the enthusiasm that was shown here and felt overwhelmed with the experience. With a camera in my hand and talking terrible Aussie slang English, I explained what they should be looking for and, somehow, they understood what I was saying.

Out in the field, the ARB staff driving the 4WDs on our many off road adventures were 100% smiles all day. When it came to showing how to perform a cornering shot, we had Tum, an enduro champion who was super keen to show me how he could handle a 4WD, and a bunch of enthusiastic photographers huddled close to me, trying to replicate my shot.

By the way, I was really happy with the result!

This trip made me realise that all these great people were not only keen to share time with me and see what I do, but were committed to ensuring my time in Thailand was a fantastic experience.

Good people make all the difference.

Thank you to all the staff of the Marketing team at ARB Thailand and every staff member from all the factories who helped me understand even more that it's the dedicated people who make ARB so strong.

- Michael Ellem ... Offroad Images



SUMMER STYLE

DRY TANK

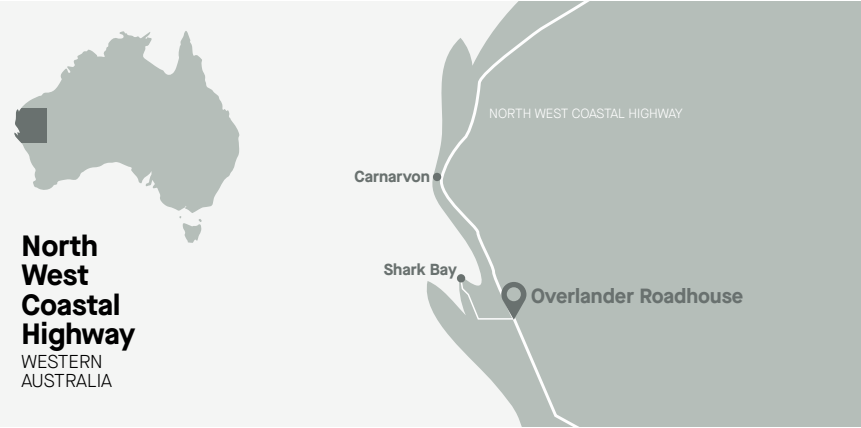
COMPETITION WINNER

We asked for your hairiest dry tank moment and some of you have been in some pretty precarious situations! But none more so than this issue's competition winner, David Ball. He wins an ARB Portable Frontier Diesel Tank for his submission.

Make sure you check out page 113 to enter this issue's competition.



I was driving up the North West Coastal Highway in Western Australia on my way to Shark Bay. This was the first time I had been in the area and I'd been battling a strong headwind all day. I nervously glance at the fuel gauge for the hundredth time. It was on empty, where it had been for the last half hour.



It was really hot; I didn't want to have to walk. I crested a hill hoping to see the Overlander Roadhouse on the other side. Nothing but straight road ahead. I cruised down the hill taking it easy on the accelerator, then approached the next hill cursing the camper I was towing, which at that moment felt like a boat anchor. As I reached the top, the car hiccupped and spluttered once but made it

over. I looked down another long straight; still no roadhouse. I carefully pressed the accelerator and cruised toward another crest. Surely, this had to be it, I had to be close. I started to lose speed at the top of the hill, the car spluttered and only just got to the top when the engine died; we were out of fuel. I took the car out of gear but still had some momentum.

And there it was! The roadhouse was about 400 metres away. Silently rolling, I picked up speed going down the hill with 200 metres to go. The road flattened out and the car slowed but kept moving. Indicator on, with no oncoming traffic, I crossed the highway at a snail's pace into the roadhouse driveway and came to a stop 20 metres from the pumps. Very close call.

